

LANIKAI

Makes Me Happy!

**SOPRANO, CONCERT
& TENOR UKULELE
INSTRUCTIONAL BOOKLET**

*written by
Mary Lou Stout Dempler*



Ukulele Styles



SOPRANO



CONCERT



TENOR



BARITONE

How To Tune Your Ukulele

The easiest, fastest way to tune your ukulele is to use a Lanikai Tuner, model CO-UT (available at your authorized Lanikai dealer). The CO-UT is an electronic tuner programmed specifically with standard ukulele tunings, as well as a chromatic mode to allow you to tune other instruments as well. Follow the instructions included with the CO-UT tuner.



#CO-UT

Lanikai Ukuleles are the official ukulele of the Louisville Ukulele Association Unlimited (LUAU) Orchestra. All rights reserved. No part of this book may be used or reproduced in any matter whatsoever without advance written permission, except in the instance of brief quotations embodied in articles and reviews. All songs ©Public Domain/Traditional ©2009 Mary Lou Stout Dempler

Tuning Your Ukulele By Ear

If a tuner is not available, it can be tuned by ear. Tune the first string to "E," as best you can. You can use a pitch pipe, piano or other instrument for reference. Tune each string as shown below.

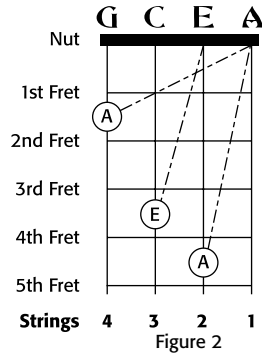
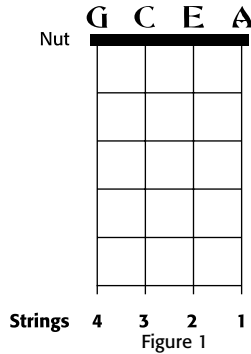
[See Figure 1]

Press and hold the 5th fret of the 2nd string and tune to equal the pitch of the first string by turning the 2nd string tuning peg clockwise to raise the pitch or counterclockwise to lower.

[See Figure 2]

Repeat the above process for strings 3 & 4 – the 4th fret of the 3rd string should be equal to the pitch of the 2nd open string; the 2nd fret of the 4th string should be equal to the open 1st string.

STANDARD/SOPRANO/CONCERT UKULELE TUNING	
4th string	= G
3rd string	= C
2nd string	= E
1st string	= A



How To Play Your Ukulele

Place your left hand on the fretboard. Use the index finger for fret #1, middle finger for fret #2, ring finger for fret #3, and pinky for fret #4. Follow the fretboard diagrams throughout this book to form chords.

STRUM PATTERNS

A DOWNWARD STRUM (designated in song notation as "/") is produced by beginning with the fourth string (closest to the player) and strumming all four strings with the right hand in a downward (toward the floor) motion.

Use your index finger or a pick for best results.

An UPWARD STRUM ("V") is produced beginning at the first string and strumming upward over the soundhole.

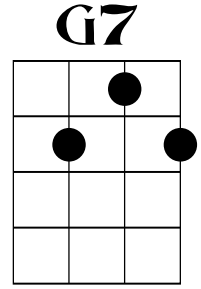
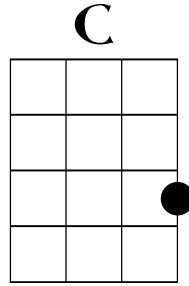


*Now You're Ready
To Play!*

Row, Row, Row Your Boat

C

/ / / V /
 Row Row Row your boat,
 / V / V / /
 Gently down the stream,
 /V/ /V/ /V/ /V/
 Merrily, merrily, merrily, merrily,



G7

C

/ V / V / /
 Life is but a dream

He's Got The Whole World In His Hands

G

/ V / // /V/ - /V / /
 He's got the whole world - in his hands

D7

/ V / // /V/ - /V / /
 He's got the whole world - in his hands

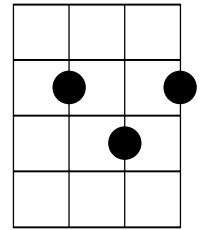
G

/ V / // /V/ - /V / /
 He's got the whole world - in his hands

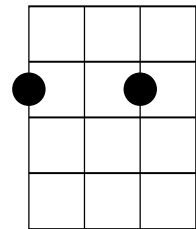
D7

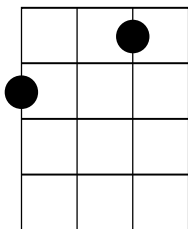
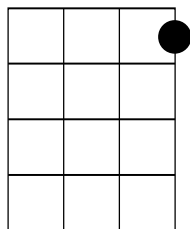
/ V / // /V/ /V / / /
 V/
 He's got the whole world - in his hands

G



D7



F**C7***Are You Sleeping***F**

/ / / V / / / / V / / / / V / / / / V /

Are you sleeping, are you sleeping, brother John, brother John,

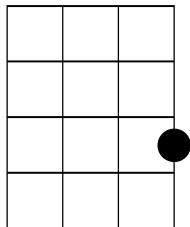
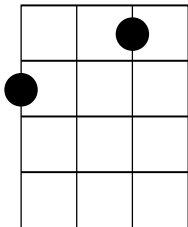
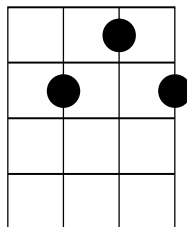
/ V / V / / / V / V / /

Morning bells are ringing, morning bells are ringing

C7 F**C7 F**

/ / / / / / / / /

Ding, Dong, Ding Ding, Dong, Ding

C**F****G7***Twinkle, Twinkle Little Star***C F C G7 C G7 C**

/ / / / / / / / / / / / / /

Twinkle, twinkle lit-tle star, how I wonder what you are

G7 C G7 C G7 C G7

/ / / / / / / / / / / / / /

Up a-bove the world so high, like a diamond in the sky,

C F C G7 C G7 C

/ / / / / / / / / / / / / /

Twinkle, twinkle lit-tle star, how I wonder what you are

Amazing Grace

G **G7** **C** **G**
 / /V / /V / / / / /V / / / /
 A-ma-zing Grace! How sweet the sound

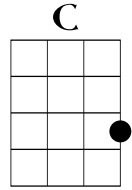
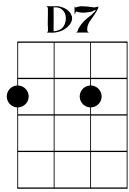
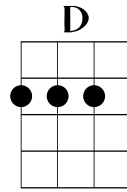
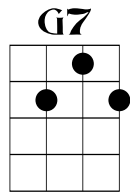
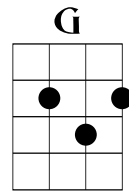
D **D7**
 / /V / /V // / / /V / //V /
 That saved a wretch like me!

G **G7** **C** **G**
 /V // /V / / / // / V //
 I once was lost, but now I am found

D7 **G**
 / /V / /V // // // / V /
 Was blind but, now I see

2ND VERSE:

When we've been there ten
 thousand years,
 Bright shining as the sun!
 We've no less days to sing
 God's praise,
 Than when we first begun



When Irish Eyes Are Smiling

C
 / /V // //V / /V //
 When Ir-ish eyes are smiling

F **C**
 / / /V / //V / / /V //
 Sure its like a morn in Spring

F **C**
 / / //V //V // /V //
 In the lilt of Ir-ish laughter

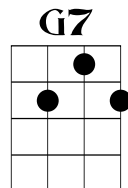
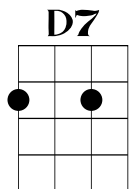
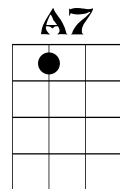
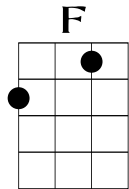
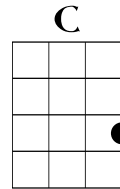
A7 **D7** **G7**
 / / /V / / /V //V //
 You can hear the angels sing

G7 **C**
 / /V // //V / /V //
 When I-rish hearts are happy

F **C**
 / / /V / / /V / /V //
 All the world seems bright and gay

F **C**
 / / /V // //V / /V //
 And when Ir-ish eyes are smiling

A7 **D7** **G7** **C**
 / / /V / / /V //V //
 Sure they steal your heart a - way



About Mary Lou Stout Dempler – Kentucky's Ukulele Goddess

Mary Lou Stout Dempler began her musical career at age seven in Louisville, Kentucky where she studied guitar at the Ursuline School of Music and Drama until graduating Assumption High School. She continued studying guitar, music and voice at Bellarmine University. She obtained a teaching certification in music and dance from the Kahelelani School which is recognized by the University of Hawaii.

In addition to a 23-year teaching career, she was the recipient of the 1997 Duesquene University Scholarship. In 1998, her husband Shane had a ukulele custom designed and handmade for her birthday. Mary Lou fell in love with its gentle, harp-like sound.

In the fall of 1998, she accepted an invitation to attend a Ukulele Seminar at Harvard University in Boston. She is a member of the Ukulele Hall of Fame Museum and the Nashville Songwriters Association International (NSAI).

Her love of the ukulele and desire to share the joy of playing music led her to found the Louisville Ukulele Association Unlimited (LUAU). In an effort to promote a "new ukulele sound" she recorded three albums to showcase the instrument's versatility. All three albums are in the Ukulele Hall of Fame Museum, along with the "Lou Lou" ukulele made for and named after Mary Lou.

Several books have been written by Mary Lou and published by Mel Bay Publications Incorporated. They are designed to enable anyone, regardless of musical background, to play in minutes by using the tablature method. She is also endorsed by Lanikai Ukuleles.



Terry Meiners, of WHAS Radio, branded Mary Lou the "Ukulele Goddess" and Mel Bay made her "Kentucky's Ukulele Goddess." She has been featured on Fox News as well as various newspapers and magazines. She also appeared in an HBO documentary film as a musician, teacher, performer and ukulele enthusiast.

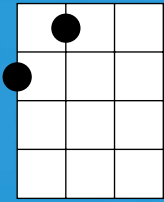
Mary Lou teaches workshops and classes all over the country. In Louisville, she teaches guitar and ukulele classes at Bellarmine University and at her private studios. She truly believes, "If our eyes are the windows to our souls, the ukulele is the door to our hearts."

For more information please visit these websites: www.lanikaiukes.com, www.lanikai-ukulelen.de, www.allmarylou.com, www.cdbaby.com, www.capitolrecords.com and www.melbay.com.

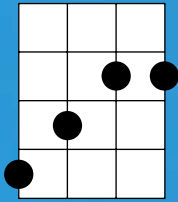


Ukulele Chord Charts

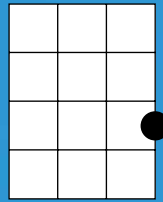
A



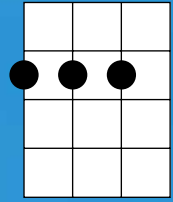
B



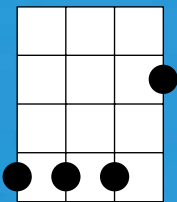
C



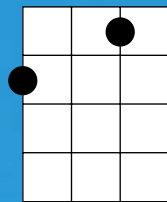
D



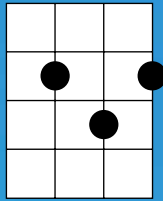
E



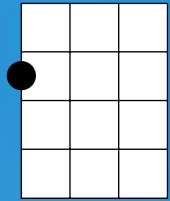
F



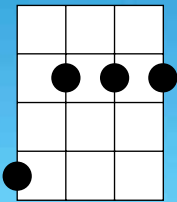
G



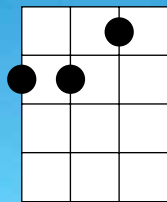
A^{minor}



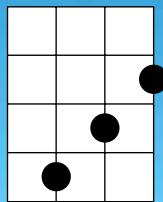
B^{minor}



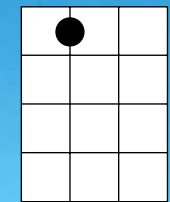
D^{minor}




E^{minor}




A7



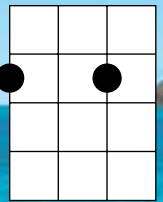
B7




C7



D7



G7



LANIKAI UKULELES

Distribution in USA

HOHNER, Inc.

1000 Technology Park Drive

Glen Allen, VA 23059

www.lanikaiukes.com

Distribution outside USA

Hohner Musikinstrumente GmbH & Co KG

Andreas Koch Strasse 9

D-78647 Trossingen, Germany

www.lanikai-ukulelen.de